

Field – Technical Specs Sheet

Simplified Classic AB²

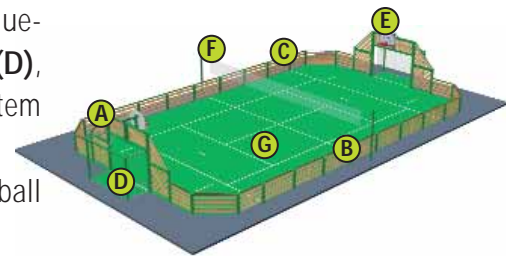


Field equipment

It consists of a Handball Basketballgoal with extended side panels (A), deep-treated northern timber side fences (B), posts, shaped elements and joint covers made of thermo-lacquered aluminium, a hardwood handrail (C), sports equipment (goals and their nets) (D), basketball boards and hoops (E), multipurpose posts and nets with a tightening system (F) and artificial turf (G).

The size of the goals, topped with a height-adjustable (2.65 - 2.85 – 3.05m) basketball assembly is 3.00m x 2.00m for the 3000, 5000 and 7000 series.

An information display panel is supplied with each field (set on a sportswall), in compliance with the EN-15312 standard.



- A** 2 Handball Basketballgoals with scaling-proof side panels made of deep-treated northern pine and thermo-lacquered aluminium.
- B** Game-supporting fences, with anti-blocking cropped angles and helping avoid conflicts
- C** Large, comfortable hardwood handrail, to watch or to wait one's turn
- D** Genuine goal nets for sporting sensations and to score goals "as champions".
- E** Ultra-resistant basketball hoops and boards, height-adjustable baskets to put young players in a winning situation by scoring points more easily
- F** Multipurpose nets with a simple, ultra-fast setup, tightening and adjustment system, fastened on to posts that are sealed outside the playing area to avoid accidents.
- G** Genuine sports flooring made of artificial turf with exclusive multi-sports line markings that are easy to understand and clearly visible

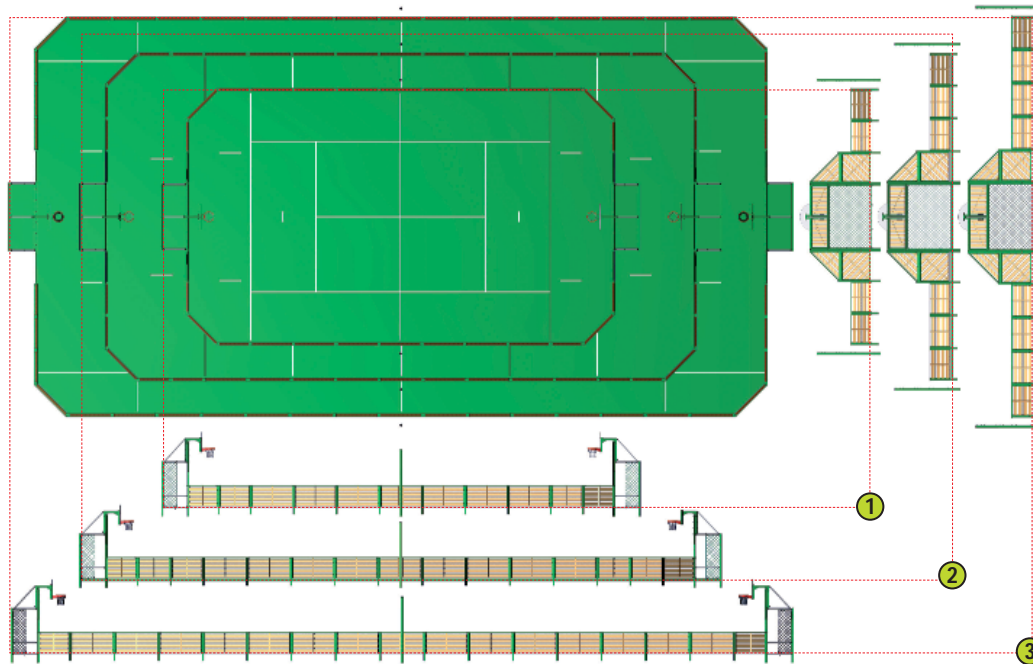
Materials and manufacture

Simplified Classic AB² : (Aluminium-Wood) **Northern timber** – autoclave-treated for a **10-year warranty** - Aluminium 6060 T6 type, Afnor A 50-411, 50-451 and NF A02-104 standards. **Lifelong anti-corrosion** – QUALICOAT label Thermo-lacquering painting with a **10-year warranty** (customisable colours on option) – **Basketball boards and hoops**. Resistant up to a **480-kilo load** – Sand-filled artificial turf with a **5-year warranty** – harmless sand, 22 kilos per sq. m., **approved by the sports grounds laboratory**. – 3mm Ø polyethylene nets (5mm Ø steel core reinforced nets on option) – **Nets fastened by AGOFIX system (tested at over 25,000 frictions at a 150-to-400-kilo load)**, an AGORASPACE® patent. **Stainless steel fastening and bolting** – Vandal-proof stoppers – **Vibration dampers with a 10-year warranty**.

AGORASPACE® is certified ISO 9001 - 2008 throughout the entire process (design, manufacture, sales, installation, maintenance, and the organisation of a national competition)



Simplified Classic AB² – Standard configurations



	MODEL	FIELD SIZE	PLATFORM MINIMUM SIZE**	GOAL SIZE	SPORTSWALL HEIGHT
①	AE 3000 Simplified Classic AB ²	11,54 m x 22,26m	W : 14m / L : 24m / S : 336 sq. m. *	2m x 2m	2m
②	AE 5000 Simplified Classic AB ²	14,54 m x 29,26m	W : 17m / L : 32m / S : 544 sq. m. *	3m x 2m	3m
③	AE 7000 Simplified Classic AB ²	17,54 m x 35,26m	W : 20m / L : 38m / S : 760 sq. m. *	3m x 2m	3m

*L = length
W = width
S = surface area

** Dimensions shown without additional equipment (track and rear kit)

Installing an AGOESPACE

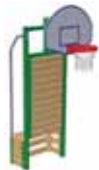
An Agorespace® is installed in 6 phases:

Platform: Marking out the site, Preparing the base ,preparing the foundation points. **Supplying the material:** Unloading all of the material needed for the Agorespace® on site. **Concept assembly:** assembling and setting up the basketgoals, then the sportswalls, and the side fences. Aligning the whole ready for fixing **Laying the turf:** Unrolling, cutting and integrating the turf, and gluing the line markings. **Sand fill:** Sharing out the sandbags, then spreading out and sweeping the sand into the turf. **Finishes:** tarring the concrete foundations, laying the aluminium borders to finish the turf, fastening the nets on goals and basketball hoops.

Options available for the Simplified CLASSIC



Brazilian mini-goals: 2 or 4 goals to be installed in the side fences to extend playing areas and the types of games.



Brasilia Basketball goal: 2 or 4 modules to be installed in the side fences to extend playing areas and the types of games.



Rear kit: 1 or 2 basketball kits behind the goals to create game areas outside the field.



Reinforced nets: reinforced nets are more resistant than standard nets and thus they last longer.



DP access: for all disabled persons. Designed for all means of locomotion - Complies with accessibility standards and the EN 15312 European safety standard.

Additional features

- **EXTRAS, BALL TRAPS** for player comfort and safety - 2- or 3-lane **ATHLETICS TRACK** around your AGOESPACE for sports enjoyment and training (see the EXTRAS Technical Specs Sheet)
- **MODULES**, elements that are separate from our fields, to be installed as standalone or as extras: the **Magic Tower**, the **Twin Ball**, the **Handball Basketgoal** (see the MODULES Technical Specs Sheet).
- **CHILDREN'S PLAY STRUCTURES** and **URBAN FURNISHINGS**, dozens of structures and urban furnishing elements listed, for the comprehensive development of family leisure areas.
- The **AGORATOP**, to cover the field (except Cross field) and be in a position to use it under all weather conditions, 365 days in the year (see AGORATOP Technical Specs Sheet).

AGOESPACE "BEFORE-DURING-AFTER" services

In order to involve users and give them a sense of responsibility, Agorespace offers municipalities a 3-step instruction programme.

1. A public briefing: BEFORE the installation, an Agorespace team member will organise a meeting where elected officials, partner associations, village or neighbourhood users will be attending. The idea is to give a sense of responsibility to youths regarding the facility they are about to be entrusted with. **2. The hiring of 1 or 2 youths:** DURING the installation, we shall offer to hire 1 or 2 youths for the duration of the install project, working directly under the responsibility of the Agorespace® head engineer, trained in this kind of supervision. Those youths will achieve a position to explain, motivate and enforce proper use of the field. This approach represents an effective means of protecting the new facility and also of ensuring its durability. **3. The handing over of the keys:** AFTER the installation, Agorespace will throw a party for the inauguration, an event that will bring to a close the instruction programme we had initiated. To crown everyone's efforts, Agorespace® will organise sports meets between the various municipalities equipped with an Agorespace®: the Agorathlon® challenge.