



EN 15312  
COMPLIANT

EN 1176-1  
COMPLIANT

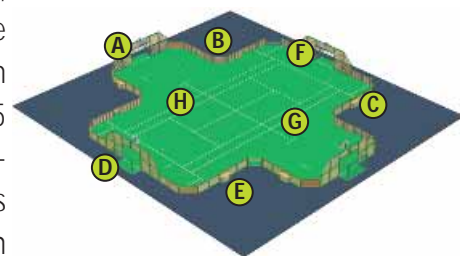
## Field – Technical Specs Sheet

### Cross AB<sup>2</sup>



#### Field equipment

It consists of sportswalls (A), deep-treated northern timber side fences (B), posts, shaped elements and joint covers made of thermo-lacquered aluminium, a hardwood handrail (C), sports equipment (goals and their nets) (D), Brazilian mini-goals installed in the side fence (E), basketball boards and hoops (F), multipurpose posts and nets with a tightening system (G) and artificial turf (H). The size of the goals, topped with a height-adjustable (2.65 – 2.85 – 3.05m) basketball assembly is as follows: Cross 2x2: 2 goals measuring 2 x 2m and 2 Brasilia Basketgoals – Cross 3x3: 2 goals measuring 2 x 2m and 2 goals measuring 3 x 2m – cross 5x5 and 7x7: 4 goals measuring 3 x 2m. An information display panel is supplied with each field (set on a sportswall), in compliance with the EN-15312 standard.



- A** 4 scaling-proof sportswalls made of deep-treated northern pinewood and thermo-lacquered aluminium, or 2 sportswall + 2 mini-goals and/or Brasilia Basketgoals.
- B** Game-supporting fences, with anti-blocking cropped angles and helping avoid conflicts
- C** Large, comfortable hardwood handrail, to watch or to wait one's turn.
- D** Genuine goal nets for sporting sensations and to score goals "as champions"
- E** Four Brazilian mini-goals to extend playing areas and the types of games
- F** Ultra-resistant basketball hoops and boards, height-adjustable baskets to put young players in a winning situation by scoring points more easily
- G** Multipurpose nets with a simple, ultra-fast setup, tightening and adjustment system, fastened on to posts that are sealed outside the playing area to avoid accidents
- H** Genuine sports flooring and exclusive multi-sports line markings that are easy to understand and clearly visible.

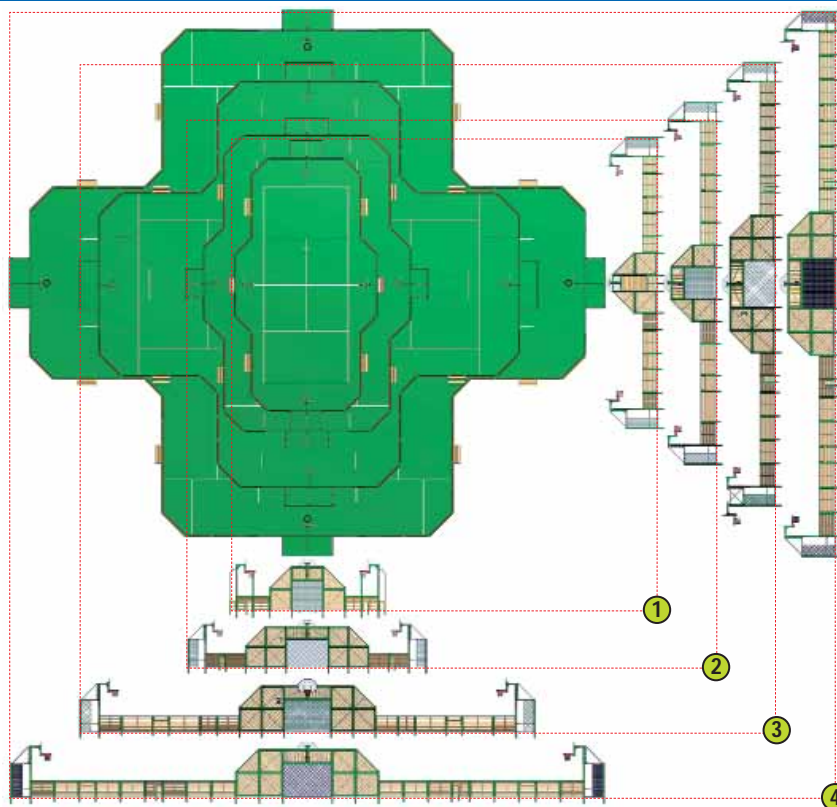
#### Materials and manufacture

**Cross AB<sup>2</sup>**: (Aluminium-Wood) Northern timber – autoclave-treated for a **10-year warranty** - Aluminium 6060 T6 type, Afnor A 50-411, 50-451 and NF A02-104 standards. **Lifelong anti-corrosion** – QUALICOAT label Thermo-lacquering painting with a **10-year warranty** (customisable colours on option) – **Basketball boards and hoops**. Resistant up to a **480-kilo load** – Sand-filled artificial turf with a **5-year warranty** – harmless sand, 22 kilos per sq. m., **approved by the sports grounds laboratory**. – 3mm Ø polyethylene nets (5mm Ø steel core reinforced nets on option) – **Nets fastened by AGOFIX system (tested at over 25,000 frictions at a 150-to-400-kilo load)**, an AGORASPACE® patent. **Stainless steel fastening and bolting** – Vandal-proof stoppers – **Vibration dampers with a 10-year warranty**.

AGORASPACE® is certified ISO 9001 - 2008 throughout the entire process (design, manufacture, sales, installation, maintenance, and the organisation of a national competition)



# Cross AB<sup>2</sup> - Standard configurations



	MODEL	FIELD SIZE	PLATFORM MINIMUM SIZE**	GOAL SIZE	SPORTSWALL HEIGHT
①	CROSS 2X2 AB <sup>2</sup>	130 sq. m.	W : 12m / L : 21m / S : 252 sq. m. *	2m x 2m	3m
②	CROSS 3X3 AB <sup>2</sup>	263 sq. m.	W : 21m / L : 27m / S : 567 sq. m. *	3m x 2m and 2m x 2m	3m
③	CROSS 5X5 AB <sup>2</sup>	477 sq. m.	W : 31m / L : 32m / S : 992 sq. m. *	3m x 2m	3m
④	CROSS 7X7 AB <sup>2</sup>	730 sq. m.	W : 35m / L : 38m / S : 1330 sq. m. *	3m x 2m	3m

\*L = length  
W = width  
S = surface area

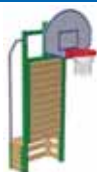
\*\* Dimensions shown without additional equipment (track and rear kit)

## Installing an AGORESPACE

An Agorespace® is installed in 6 phases:

**Platform:** Marking out the site, Preparing the base, preparing the foundation points. **Supplying the material:** Unloading all of the material needed for the Agorespace® on site. **Concept assembly:** assembling and setting up the basketgoals, then the sportswalls, and the side fences. Aligning the whole ready for fixing **Laying the turf:** Unrolling, cutting and integrating the turf, and gluing the line markings. **Sand fill:** Sharing out the sandbags, then spreading out and sweeping the sand into the turf. **Finishes:** tarring the concrete foundations, laying the aluminium borders to finish the turf, fastening the nets on goals and basketball hoops.

## Options available for the CROSS



**Brasília Basketballgoal:** 2 or 4 modules to be installed in the side fences to extend playing areas and the types of games.



**Rear kit:** 1 or 2 basketball kits behind the goals to create game areas outside the field.



**Reinforced nets:** reinforced nets are more resistant than standard nets and thus they last longer.



**DP access:** for all disabled persons. Designed for all means of locomotion - Complies with accessibility standards and the EN 15312 European safety standard.

## Additional features

- **EXTRAS, BALL TRAPS** for player comfort and safety - 2- or 3-lane **ATHLETICS TRACK** around your AGORESPACE for sports enjoyment and training (see the EXTRAS Technical Specs Sheet)
- **MODULES**, elements that are separate from our fields, to be installed as standalone or as extras: **the Magic Tower, the Twin Ball, the Handball Basketgoal** (see the MODULES Technical Specs Sheet).
- **CHILDREN'S PLAY STRUCTURES and URBAN FURNISHINGS**, dozens of structures and urban furnishing elements listed, for the comprehensive development of family leisure areas.

## AGORESPACE "BEFORE-DURING-AFTER" services

In order to involve users and give them a sense of responsibility, Agorespace offers municipalities a 3-step instruction programme.

**1. A public briefing:** BEFORE the installation, an Agorespace team member will organise a meeting where elected officials, partner associations, village or neighbourhood users will be attending. The idea is to give a sense of responsibility to youths regarding the facility they are about to be entrusted with. **2. The hiring of 1 or 2 youths:** DURING the installation, we shall offer to hire 1 or 2 youths for the duration of the install project, working directly under the responsibility of the Agorespace® head engineer, trained in this kind of supervision. Those youths will achieve a position to explain, motivate and enforce proper use of the field. This approach represents an effective means of protecting the new facility and also of ensuring its durability. **3. The handing over of the keys:** AFTER the installation, Agorespace will throw a party for the inauguration, an event that will bring to a close the instruction programme we had initiated. To crown everyone's efforts, Agorespace® will organise sports meets between the various municipalities equipped with an Agorespace®: the Agorathlon© challenge.